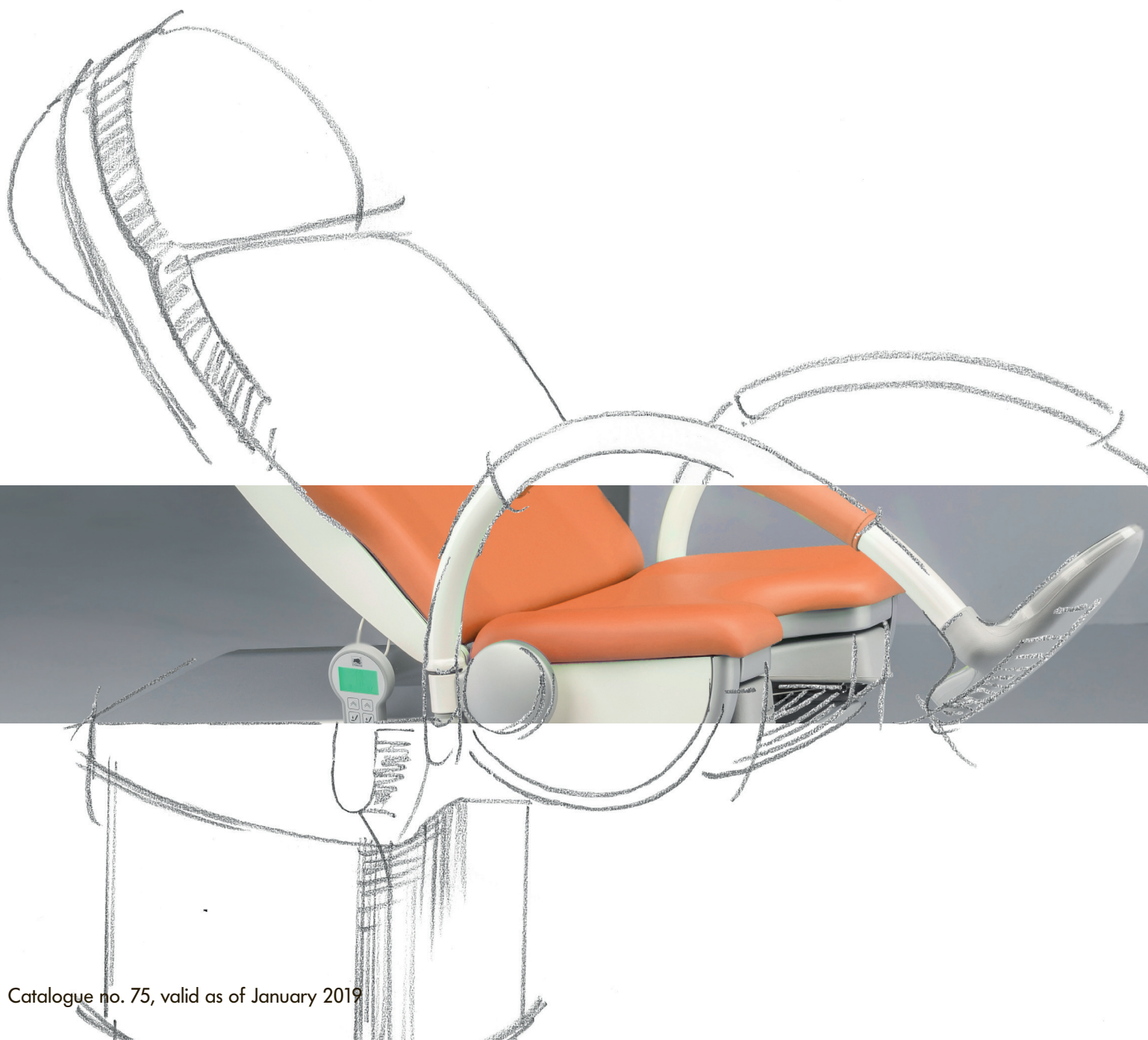




Gynaecology, Urology and Proctology

The perfect equipment to meet all requirements





The range of SCHMITZ products for gynaecology, urology and proctology

medi-matic® Series 115

Examination and treatment chairs for gynaecology and
rectoscopy/proctology

Page 6 - 19

vidan®2

The Full HD Video Colposcope

Page 20 - 21

Examination and treatment chairs for urology/urodynamics

Page 22 - 25

arco

Examination and treatment chairs for gynaecology

Page 26 - 35

Examination and treatment chair for proctology

Page 36 - 41

Orbit

Mobile supply and disposal system

Page 42 - 53

Design examples and planning guides

Page 54 - 55

Colours

for powder coating, upholsteries and plastic elements

Page 56 - 59



Illustration:
medi-matic® 115.7550.1

Colours:
Upholstery: hazelnut 104
Powder coating:
pure white RAL 9010
Plastic elements: silver-grey

Orbit modules 426.5040.0 and 426.0020.0

Colours:
cabinet bodies: white aluminium RAL 9006
front panels: light ivory RAL 1015
bar handles: angular sahara beige RAL 0607030



Illustration:
arco 114.8700.0

Colours:
Upholstery: lime 99
Powder coating:
white aluminium RAL 9006
Plastic elements: silver-grey

Orbit modules 426.5040.0 and 426.0020.0

Colours:
cabinet bodies: white aluminium RAL 9006
front panels: leaf green RAL 1206050
bar handles: semicircular lemon green RAL 1008060



Illustration:
medi-matic® 115.7550.1
with vidan® 113.0002.0

Colours:
Upholstery: apple green 94
Powder coating: pure white RAL 9010
Plastic elements: silver-grey



Illustrated colours:
arco 114.6600.1

Colours:
Powder coating:
grey aluminium RAL 9007
Upholstery: carmine red 92
Plastic elements: silver-grey

Orbit module 426.5040.0:

Colours:
cabinet body: grey aluminium RAL 9007
Front panels: grey aluminium RAL 9007
Bar handles: semicircular brown red RAL 3011 (special colour)

medi-matic® Series 115

more functionality, flexibility and comfort

The requirements of the everyday routine of hospitals and medical practices both in technical and economic terms have been of vital importance to the concept of medi-matic® 115. Needing less time for the optimal adjustment means having more time for your patients.

- Modern design adapted to ergonomic requirements
- Electromotive adjustment of foot supports (115.7550.1)
- Electromotive height, seat and back section adjustment via foot control
- Quick adjustment of examination positions within a few seconds
- Call up of all functions via remote control
- Saving of time and more comfort by memory function (115.7250.1 + 115.7550.1) and simultaneous movement of drive motors
- A low starting position allows the patient to take her seat easily – without the need of a foot step
- Easily detachable leg support systems – especially advantageous for wheel chair patients and patient transfer
- An adjustable seat heating provides extra comfort
- Easy to keep clean and hygienic due to smooth and closed surfaces
- Plenty of colours available for a creatively designed finish
- Safe working load 200 kg



red dot award
winner

Illustration:
115.7550.1 with foot supports 101.4420.1,
leg plate 101.4450.0 and head cushion 101.3720.0.

Colours:
Upholstery: apple green 94
Powder coating: pure white RAL 9010
Plastic elements: silver-grey

Design: Rainer Schindhelm

The new and trend-setting control concept for the examination and treatment chairs **medi-matic® 115.7250.1** and **115.7550.1**

- Illuminated graphics display to indicate all chair functions
- Electronic diagnosis function
- 2 additional programmable keys e.g. for seat heating (gynaecology) or water inflow for basin with gyro flushing (urology) and triggering of a cold light source or a colposcope with integrated sockets 101.6800.0
- Storage and display of 8 memory positions (treatment positions/ physician's selection)
- Up to 50% reduction of adjustment times in 115.7250.1 and 115.7550.1 chairs
- Soft start-up and ergonomic movement of chair positionings
- Foot and hand operation for the control of all adjustments




Display colours:
 Blue: Back section adjustment
 Yellow: Seat adjustment
 Green: Memory
 White: Foot supports
 The colour as displayed indicates the foot control mode.

Foot control for 115.7250.1 and 115.7550.1 with basin with gyro flushing
 The water valve is controlled by an additional function key.



Foot control for 115.7250.1 and 115.7550.1: operation of the chair via foot control.



medi-matic® combined with Orbit



Illustrated colours:

Orbit:
cabinet bodies: white aluminium RAL 9006
front panels: light ivory RAL 1015
bar handles: angular, sahara beige RAL 0607030

medi-matic®:
upholstery: hazelnut 104
powder coating: pure white RAL 9010
plastic elements: silvery-grey



You have the choice – different leg support systems available



Electrically adjustable foot supports (115.7550.1) and a low starting position offer maximum comfort. The patient can take her seat easily, especially patients with hip complaints and elderly patients – without the need of foot step.



Horizontal positioning for ultrasound examination.





115.7550.1 + 101.4550.0 + 101.3720.0



115.7150.1 + 101.2270.0 + 101.1670.0 +
101.1370.0 + 101.1580.0 + 101.3720.0

Colours:
Upholstery: apple green 94
Powder coating: pure white RAL 9010
Plastic elements: silver-grey



The lower legs are fixed in the heel and
calf trough with lateral support.

115.7150.1 + 101.2310.0 + 101.1370.0 + 101.3720.0



Urologic examination
in combination with the
gyro flushing basin.

115.7150.1 + 101.2270.0 +
101.1670.0 + 101.1580.0 +
101.1370.0 + 101.3720.0 +
101.1380.0 + 101.4990.0

Colours:
Upholstery: silver-grey 55
Powder coating: sapphire blue RAL 5003
Plastic elements: silver-grey

Note:
Please refer to page 12 of varimed catalogue no. 70
for our range of suitable swivel stools and examination seats.

medi-matic® Series 115

for gynaecology, rectoscopy/proctology and for urology/urodynamics

CE



Model No.

Description

115.7150.1 Examination and Treatment Chair

Electromotive adjustment of Trendelenburg position and back section, and in addition electromotive height adjustment from 600 – 900 mm, mounting height: 550 mm.
Activation of all functions by means of foot control.

115.7250.1 Examination and Treatment Chair

Electromotive adjustment of Trendelenburg position and back section, and in addition electromotive height adjustment from 600 – 900 mm, mounting height: 550 mm.
With memory function for storing of 8 positions.
Activation of all functions by means of hand and foot control.

115.7550.1 Examination and Treatment Chair

Electromotive adjustment of Trendelenburg position and back section, and in addition electromotive height adjustment from 600 – 900 mm, mounting height: 550 mm.
With memory function for storing of 8 positions.
Electromotive adjustment of foot supports.
(without foot supports/ Please consider corresponding ref.-no. 101.4420.1 or Göpel-type leg supports 101.4550.0)
Activation of all functions by means of hand and foot control.

Basic equipment:



Rinsing basin,
plastics, extensible.



Storage compartment
for paper rolls.
Suitable for:
400 mm paper roll width,
Ø approx. 140 mm.
500 mm paper roll width,
Ø approx. 120 mm.



Removable seat padding
for perfect cleaning and
easy replacement.



Bracket for manual control unit made of
18/10 stainless steel, can be fitted on the left
or right side as required, snap-in function
(115.7250.1 and 115.7550.1).

Attention:

All basic models without leg support system.
Please choose from four different systems. (See page 14)
Mobility available. (See page 16)



Trendelenburg position



Back section adjustment



Height adjustment



electromotive foot-support adjustment (115.7550.1)

Technical data

Standard equipment:

Seat, back and head sections with ergonomic upholstery, rinsing basin of plastics, extensible, storage for paper rolls up to 500 mm width, adjustment of chair positions via foot control, base plate with 4 levelling screws, plastic claddings and covers in silver-grey, telescopic cladding of column and seat/back section frame powder coated acc. to colour chart, upholsteries acc. to colour chart.

Connection cable of 3 m with mains plug (upon request, prepared for fixed connection to the wall/earth, without connection cable).

Power supply: 230 V, 50 Hz, max. 0.45 kW.

Country specific versions available upon request.

Safe working load: 200 kg.

Important:

Examination chairs with side rails 101.1380.0 at the back section are equipped with a back section pad which is flush with the lateral back section frame, see page 23, image no. 8.

Chair can be equipped with 2 power sockets acc. to safety standards EN 60601-1! See accessories!

Country specific versions available upon request.

Country specific versions available upon request.

Powder coated finish:

High quality multilayer gloss paint of extreme knock and scratch resistance.

Easy to clean and to disinfect. Resistant to climatic conditions. Available in SCHMITZ colours acc. to colour chart (without surcharge).

Available in SCHMITZ colours acc. to colour chart (without surcharge).

Further optional colours acc. to RAL-colour chart at extra charge. Model No. 100.0510.0.

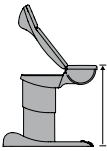
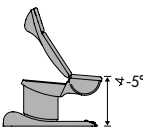
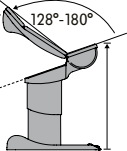
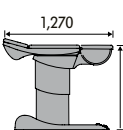
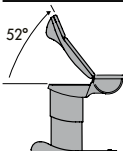
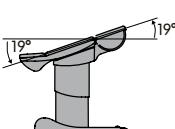

Upholstery:

High quality, hard wearing foam rubber with leatherette cover. Available in SCHMITZ colours acc. to colour chart without surcharge (classic and comfort qualities).

The following information is requested upon order:

Colour of upholstery: see colour chart!
Colour of powder coating of telescopic steel casing and seat/back frame: see colour chart!

Positionings, Dimensions:

	115.7150.1	115.7250.1	115.7550.1
	600-900 mm*	600-900 mm*	600-900 mm*
	550 mm*	550 mm*	550 mm*
	850-1,150 mm*	850-1,150 mm*	850-1,150 mm*
	600-900 mm*	600-900 mm*	600-900 mm*
	0 - 52°	0 - 52°	0 - 52°
	+ 19° - 19°	+ 19° - 19°	+ 19° - 19°
	Foot supports can be lowered to 200 mm above floor level with seat section in horizontal pos. or even to 95 mm with seat section inclined by -5°		
Base plate	all models: 1,050 x 575 mm		
Width of upholstery	all models: back section: 560 - 680 mm, seat section 585 mm		
Back section, electr. adjustable	■	■	■
Trendelenburg position, electr. adjustable		■	■ ■
Height, electr. adjustable	■	■	■
Memory function		■	■
Rinsing basin	■	■	■
Side rails, seat section	●	●	●
Foot supports, electr. adjustable			■
Net weight (w/o access.)	156 kg	156 kg	165 kg

■ = standard equipment ● = at extra charge

* in connection with mobility 101.2300.0 please add 75 mm.
Design and dimensions are subject to change.

medi-matic® Series 115

Accessories for all disciplines

1

Foot supports (pair) 101.4420.1

with integrated, powder coated handles, can be swivelled to the side, lockable. Leatherette covers for handles acc. to colour chart. Plastic foot support covers of transparent PU material.

2

Leg supports, Göpel type (pair) 101.4550.0

with integrated, powder coated handles. Leatherette covers for handles acc. to colour chart. Leg supports with integral foam upholstery in silver-grey, including fastening strap, rod of stainless steel 18/10.

3

Göpel leg support (piece) 101.2270.0

covered integral foam upholstery in silver-grey, including fastening strap, rod of stainless steel 18/10, excluding attachment clamp. (requires 101.1370.0 and 101.1670.0)

3

Side rails (pair) 101.1370.0

for the seat section, stainless steel 18/10, 25 x 10 mm, 290 mm long.

3

Attachment clamp (piece) 101.1670.0

revolving, stainless steel 18/10, for installation on side rails.

3

Hand grip (piece) 101.1580.0


integral foam upholstery in silver-grey, for installation on side track 101.1370.0. (only in combination with Göpel leg supports 101.2270.0)

4

Ergo Steps (pair) 101.2310.0

leg support system with adjustable heel/calf troughs, grey plastic, can be swivelled to the side, integrated handles of circular tube in the same colour as the chair. Attachment elements in stainless steel 18/10, for installation on side rails. (require 101.1370.0)






5

Leg plate 101.4450.0

extensible, integrated into seat section frame, with integral foam pad, grey (L 340 x W 470 x H 20 mm). Safe working load: 50 kg. (subsequent fitting possible, please contact our service dept.)



6

Leg plate 101.4470.0

push-in plate, upholstered (L 620 x W 550 x H 45 mm), leatherette cover acc. to colour chart. Safe working load: 50 kg. (subsequent fitting possible, please contact our service dept.)



7

Intermediate upholstery 101.4460.0

push-in-upholstery of integral foam, grey, for extensible leg plate 101.4450.0. (subsequent fitting possible)

8

Head cushion 101.3720.0

leatherette cover acc. to colour chart.

9

Plastic cover 101.4810.0

for the upholstery of the seat, transparent high-quality PU, Velcro fastening at the backside.

10

LED examination light

If you are interested in further details please order our flyer No. 107 for more information.

Note: The LED examination light cannot be used in combination with the HD Video colposcope vidan®!



8



9



10

medi-matic® Series 115

Accessories for all disciplines

1

SCHMITZ Set Treatment unit with supporting arm 101.6530.0

– discontinued model –

can be rotated and swivelled, universal treatment set for instruments, medication, disposable material etc., can be fitted to the chair, RH or LH fitting, safe working load 5 kg.

2

Shelf with supporting arm 101.6540.0

can be rotated and swivelled, e.g. for instruments and equipment. Utilisable space: 309 x 285 mm, safe working load 10 kg.

3

Paper roll 100.1760.0

400 mm wide, stored into the integrated compartment.

4

2 Power sockets 101.4900.0 for 115.7150.1

acc. to EN 60601-1.

(subsequent fitting not possible)

2 Power sockets 101.4910.0

similar to 101.4900.0, but "Swiss type" socket (subsequent fitting not possible)

5

2 Power sockets 101.6800.0 for 115.7250.1 and 115.7550.1

according to EN 60601-1, activation of 1 socket by manual control unit. (subsequent fitting not possible)

2 Power sockets 101.6810.0

similar to 101.6800.0, but "Swiss design". (subsequent fitting not possible)

Other country-specific sockets available on request.

6

Foot rest for the doctor 101.4750.0

stainless steel

(not possible in combination with the gyro flushing basin 101.4940.0/101.4990.0 and the instrument disposal 101.2040.0)

7

Mounting step 101.4520.0

fixed to the chair, movable, tread of plastic material in silver-grey, (not possible in combination with mobility 101.2300.0, gyro flushing basin 101.4940.0/101.4990.0 or instrument disposal 101.2040.0).

8

Plastic covers (pair) 101.4800.1

of transparent material, as foot support protection.

9

Mobility 101.2300.0

4 double castors, Ø 75 mm, lockable and electrically conductive. (subsequent fitting possible)

Not available in combination with the gyro flushing basin 101.4940.0/101.4990.0 and the mounting step 101.4520.0.

Note:

May not be used for patient transport!



Additional accessories for gynaecology



Instrument disposal 101.2040.0

of sheet steel, powder coated in the colour of the chair, fitted on the column.

Electromotive opening and closing by pressing the front panel for instrument disposal, fully extendable on telescopic rails, frame with removable 12 litre stainless steel basin (for 5 litres of liquid), plastic screen insert to collect about 15 specula. Additional stainless steel storage area.

Safe working load 8 kg.

connection cable with mains plug, connection: 100 – 240 V, 50/60 Hz, power consumption max. 20 W

Subsequent fitting (series 115.7) on request.

Country specific versions available upon request.

Can also be used in conjunction with:

Colposcope support 101.4310.0 or
SCHMITZ Set with supporting arm 101.6530.0 or **shelf with supporting arm 101.6540.0**

Cannot be used in conjunction with:

Footrest 101.4750.0

Mounting step 101.4520.0

Stainless steel basin 101.2010.0/101.2020.0

Gyro flushing basin 101.4940.0. or 101.4990.0

Lid 101.2060.0

325 x 265 mm, covers the 12 l SST container during transportation.
(w/o ill.)



medi-matic® Series 115

Additional accessories

for gynaecology



1



2



3



4



101.6530.0 with 101.4310.0 + colposcope



5

1+2
Colposcope support 101.4310.0
for Leisegang, Leica, Kaps and Zeiss systems,
R.H. or L.H. fitting. For Kaps and Zeiss systems,
please order necessary mounting tube with
attachment from your colposcope supplier.
(w/o colposcope)

3
Stainless steel basin, flat 101.2050.0
(surcharge)
325 x 265 x 40 mm.

4
Stainless steel basin, deep 101.2010.0
(surcharge)
355 x 325 x 65 mm.
Cannot be used in conjunction with:
Instrument disposal 101.2040.0.

5
Seat heating 101.4620.0
activated or switched off by manual control unit.
Average power consumption approx. 20 watts,
adjustable indication of temperature via display.
(not available in combination with gyro flushing basin
101.4940.0 or for exam. chair model no. 115.7150.1)

Recommended accessories for gynaecology



Model No.

115.7150.1/115.7250.1

- 1 x **101.3720.0** Head cushion piece
- 1 x **101.4620.0** Seat heating (for 115.7250.1) piece
- 1 x **101.4900.0** 2 Power sockets (for 115.7150.1)
- 1 x **101.6800.0** 2 Power sockets (for 115.7250.1)
- 1 x **101.2040.0** Instrument disposal piece

Leg/foot support systems, optionally:

- 2 x **101.2270.0** Göpel-type leg supports piece
- 2 x **101.1670.0** Attachment clamps piece
- 1 x **101.1370.0** Side rails pair
- 2 x **101.1580.0** Hand grips piece

alternatively:

- 1 x **101.4420.1** Foot supports pair

alternatively:

- 1 x **101.4550.0** Göpel-type leg supports pair

alternatively:

- 1 x **101.2310.0** Ergo-Steps pair
- 1 x **101.1370.0** Side rails pair

115.7550.1

- 1 x **101.3720.0** Head cushion piece
- 1 x **101.4620.0** Seat heating piece
- 1 x **101.6800.0** 2 Power sockets
- 1 x **101.2040.0** Instrument disposal piece

Leg/foot support systems, optionally:

- 1 x **101.4420.1** Foot supports pair

alternatively:

- 1 x **101.4550.0** Göpel-type leg supports pair

vidan[®]2

Precise, bright, easy to handle: The world's first integrated video colposcope with Full HD and 21,5" monitor

The innovative high-tech addition for gynaecological examination chairs

Ergonomic sitting position

- vidan[®]2 can be used in an optimally ergonomic, fatigue-free sitting position, thus facilitating the physician's work

Diagnostic accuracy

- High resolution images and videos in full HD quality
- Swivelling 21.5" monitor attached to a flexible adjustable monitor arm for a large-scale image display and an exact rendering of the examination field
- Integrated efficient luminaire with connectible powerful examination light (30.000 Lux)
- Green light plus an additional electronic green colour filter for a better visualization of tissues in Pap smears

Space and time saving

- Automatic focus and 6 to 15fold zoom at the touch of a button
- Quick and easy documentation of the examination findings by the Image/Video Save Button
- Pre-installed SCHMITZ software for archiving of images and videos via LAN connection or USB port (optional integration via DICOM, GDT or HL7 interface possible)
- Clearly arranged control elements
- Free swivelling allows storing the colposcope in a space-saving parking position

Economy

- No additional computer required to operate vidan[®]2. The system is completely autonomous, video findings can be collected and archived via the integrated vidan[®]2 software.

Note!
Please refer to our catalogue no. 109
for details regarding the vidan[®]2
Full HD Video Colposcope.





1
Space-saving parking position
The vidan®2 video colposcope can be freely swivelled and positioned. If not used, it can be stored in a space-saving lateral parking position.

2
USB port
In addition to a direct network connection via LAN cable, images and videos can be exported via a USB port (for data protection reasons, the USB port comes equipped with a security lock, w/o ill.)

Made in Germany



Colours:
Upholstery: topaz 105
Powder coating: pure white RAL 9010
Plastic elements: silver grey

medi-matic® Series 115

Additional accessories

for urology, urodynamics

1

Basin with gyro flushing 101.4940.0

for models 115.7250.1 and 115.7550.1,
stainless steel 18/10, large and round basin Ø 360 mm
extensible, swivel-type, lockable in any position,
version for greater hygiene without profile, odour
sealing by siphon trap at site (wall/floor system),
water regulation activated by foot control or hand
control, flexible outlet hose and connecting piece,
Ø 40 mm. According to DIN EN 1717.
No plastic rinsing basin as standard fitting.
(No subsequent installation possible)
Incl. plastic cover 101.4810.0.
Cannot be used in conjunction with instrument
disposal 101.2040.0 or seat heating 101.4620.0.

Basin with gyro flushing 101.4990.0

water regulation activated by foot control integrated
into the base plate cladding in the 115.7150.1 model,
for the rest, same execution as 101.4940.0.

2

Sieve 100.1840.0

round, stainless steel, for basin with gyro flushing.

3

Bracket 101.4970.0

stainless steel, lateral storing on LHS or RHS,
for basin with gyro flushing.

4


Rinsing basin 101.2020.0

stainless steel 18/10, W 350 x L 325 x D 65 mm,
with outlet, stopper and hose 3/4", 1,200 mm long.
Replaces the standard plastic rinsing basin.
Incl. plastic cover 101.4810.0.

12-litres bucket 100.1350.0

stainless steel 18/10, with recess in the lid to insert hose.






5
Drain gutter for fluids 101.6600.0
made of stainless steel, for installation behind the seat section.

6
Special seat section pad 101.4950.0
for Urodynamics section, W 585 mm, L 350 mm. Replaces standard seat section pad.

Adapting section 101.4960.0
as extension, two-piece, for Urodynamics section, each piece: W 220 mm, L 150 mm. (requires side rails 101.1390.0)



7
Supporting bar 101.4980.0
for upright positioning (80°) of the back section upholstery.

8
Side rails (pair) 101.1380.0
stainless steel, 25 x 10 mm, fixed to back section, for the attachment of accessories, 480 mm long. (subsequent fitting not possible)

Note:
Examination chairs with side rails 101.1380.0 at the back section are equipped with a back section pad which is flush with the lateral back section frame (ill. 8).



9
Side rails (pair) 101.1390.0
stainless steel, 25 x 10 mm, 150 mm long, for the seat section of 115.7150.1 and 7250.1 models, usable with 101.4420.1 or 101.4550.0, for fixation of the adapting section 101.4960.0 (subsequent fitting not possible)

10
Arm rest 101.0019.0
covered foam pad, antistatic, 450 mm long, with arm strap and attachment clamp, horizontally and vertically adjustable, tiltable via ball-and-socket joint, stainless steel. (requires side rails 101.1380.0)

11
Socket for potential equalisation 101.4930.0

medi-matic® Series 115

Recommended accessories for urology



Illustrated colours:
 upholstery: silver-grey 55
 powder-coating: sapphire blue RAL 5003
 plastic elements: silver-grey

Model No.		
115.7150.1/115.7250.1		
1 x 101.3720.0	Head cushion	piece
1 x 101.4900.0	2 Power sockets (for 115.7150.1)	
1 x 101.6800.0	2 Power sockets (for 115.7250.1)	
Choice of accessories:		
1 x 101.4990.0	Gyro flushing basin (for 115.7150.1)	piece
1 x 101.4940.0	Gyro flushing basin (for 115.7250.1)	piece
1 x 100.1840.0	Sieve	piece
1 x 101.6600.0	Drain gutter for fluids	piece
alternatively:		
1 x 101.2020.0	Rinsing basin with outlet	piece
1 x 100.1350.0	12 l bucket	piece
1 x 101.6600.0	Drain gutter for fluids	piece
Leg/ foot support systems, optionally:		
2 x 101.2270.0	Göpel-type leg supports	piece
2 x 101.1670.0	Attachment clamps	piece
1 x 101.1370.0	Side rails	pair
2 x 101.1580.0	Hand grips	piece
alternatively:		
1 x 101.4420.1	Foot supports	pair
alternatively:		
1 x 101.4550.0	Göpel-type leg supports	pair
1 x 101.1380.0	Side rails	pair
1 x 101.0019.0	Arm rest	piece
115.7550.1		
1 x 101.3720.0	Head cushion	piece
1 x 101.6800.0	2 Power sockets	
Choice of accessories:		
1 x 101.4940.0	Gyro flushing basin	piece
1 x 100.1840.0	Sieve	piece
1 x 101.6600.0	Drain gutter for fluids	piece
alternatively:		
1 x 101.2020.0	Rinsing basin with outlet	piece
1 x 100.1350.0	12 l bucket	piece
1 x 101.6600.0	Drain gutter for fluids	piece
Leg/ foot support systems, optionally:		
1 x 101.4420.1	Foot supports	pair
alternatively:		
1 x 101.4550.0	Göpel-type leg supports	pair
1 x 101.1380.0	Side rails	pair
1 x 101.0019.0	Arm rest	piece



Rinsing basin
 101.2020.0 and
 bucket 100.1350.0

Recommended accessories for urodynamics



Illustrated colours:
upholstery: caribbean blue 82
powder-coating: pure white RAL 9010
plastic elements: silver-grey



Supporting bar
101.4980.0
for upright
positioning
(80°) of the back
section upholstery



Adapting
section,
as extension
101.4960.0

Model No.

115.7150.1/115.7250.1

1 x 101.4950.0	Special pads	surcharge
1 x 101.1390.0	Side rails	pair
1 x 101.4960.0	Adapting section	two-piece
1 x 101.4970.0	Bracket*	piece
1 x 101.4980.0	Supporting bar	piece

Leg/ foot support systems, optionally:

2 x 101.2270.0	Göpel-type leg supports	pair
2 x 101.1670.0	Attachment clamps	piece
1 x 101.1370.0	Side rails	pair
2 x 101.1580.0	Hand grips	piece

alternatively:

1 x 101.4420.1	Foot supports	pair
----------------	---------------	------

alternatively:

1 x 101.4550.0	Göpel-type leg supports	pair
1 x 101.1380.0	Side rails	pair
1 x 101.0019.0	Arm rest	piece

115.7550.1

1 x 101.4950.0	Special pads	surcharge
1 x 101.1390.0	Side rails	pair
1 x 101.4960.0	Adapting section	two-piece
1 x 101.4970.0	Bracket*	piece
1 x 101.4980.0	Supporting bar	piece

Leg/ foot support systems, optionally:

1 x 101.4420.1	Foot supports	pair
----------------	---------------	------

alternatively:

1 x 101.4550.0	Göpel-type leg supports	pair
1 x 101.1380.0	Side rails	pair
1 x 101.0019.0	Arm rest	piece

***Note:**

**This bracket is required for lateral storage
of the gyro flushing basin 101.4940.0
or 101.4990.0.**

arco

High level of comfort, first-class design

The new arco combines excellent design with state-of-the-art technology and great value for money.

Ergonomic

In combination with the individually adjustable head cushion attached magnetically to the chair, the head section cushions, back cushions, and seat cushions have a special convex shape and offer patients pleasant and comfortable seating. With an access height of only 550 mm, even older or physically challenged patients can easily take a seat on the chair, and even at its lowest level, the seat position remains horizontal.

Strong

Designed for a working load of 250 kg, the chair offers great safety and many treatment options even for adipose patients.

Time-saving

Optimised adjustment speed and up to four freely selectable memory positions (depending on model) allow quick adjustment to the relevant position.

Functional

The deep gyn. cut-out of 155 mm offers improved access to the examination area. Even if the patient is in a position of pelvic elevation, the rinsing basin stays horizontal.

Mobile

Concealed castors (optional) make the examination chair a mobile unit, enabling flexible use of the treatment area and room layout. The central locking mechanism allows fast and secure positioning.

Hygienic

Level, enclosed areas and the absence of corners and edges make for improved hygienic conditions and easy cleaning. Even the area under the arco can be cleaned thanks to its mobility (optional).

Made in Germany





With its versatile, colourful options and an award-winning design, arco leaves nothing to be desired and adds a visual highlight to the examination room.



reddot award 2017
winner

Illustration showing:
114.8700.0 with foot supports 101.0456.0, leatherette
cover 101.0473.0, rinsing basin with convenient holder
101.0495.0, LED ambient illumination 101.04870 and
colour panel 101.0488.0.

arco colours:
Upholstery raspberry 103
Powder coating white aluminium RAL 9006
Plastic elements silver-grey

arco combined with Orbit

A clear design concept for gynaecological surgeries



Whether it's the low access height, making it easier for patients to take their seat, a memory function allowing a quick adjustment to the relevant position or the deep gyn. cut-out, which facilitates the examination - arco is designed for the special requirements of daily medical practice.

arco chairs are perfectly supplemented by Orbit - the modular supply and disposal concept for gynaecological workplaces, which can be adjusted to every set-up. arco thus forms part of a particularly functional furnishing concept that is available in many attractive colour schemes.

For further information on our Orbit range, please see pages 42 – 55.



Colours in the illustration:
 arco:
 upholstery raspberry red 103
 powder coating white aluminium RAL 9006
 plastic elements silver-grey

Swivel stool:
 upholstery raspberry 103

Orbit:
 cabinet bodies white aluminium RAL 9006
 front panels heather violet RAL 4003
 bar handles semicircular white aluminium RAL 9006
 plastic elements silver-grey

arco for gynaecology CE



Description

arco 100 114.8500.0

Examination and treatment chair, electromotive pelvic elevation. Back section attached to seat section at fixed angle (50°), seat height adjustable from 550 mm to 1,000 mm by pelvic elevation. Adjustment functions activated by foot control.



114.8500.0

arco 100 M 114.8600.0

Examination and treatment chair, same as 114.8500.0 model, but with additional memory function for two positions. Adjustment and memory functions activated by hand and foot control.



114.8600.0 and 114.8700.0

arco 200 M 114.8700.0

Examination and treatment chair, with memory function for four positions, pelvic elevation and **foot supports (accessory) adjustable by electromotor**, back section attached to seat section at fixed angle (50°), seat height adjustable from 550 mm to 1000 mm by pelvic elevation. Adjustment and memory functions activated by hand and foot control.

Attention!

All basic types without leg positioning system, please choose from three options! (page 32/33)



Hand and foot control

- Flexible positioning of the detachable foot control for a stress-free and comfortable working environment
- Saves and retrieves up to 4 memory positions
- Soft start-up of the chair movements
- Control of all motion sequences through foot and hand controls



Illustrations:
arco colours:
upholstery lime 99
powder coating white aluminium RAL 9006
plastic elements silver-grey

Standard equipment:

Ergonomic upholstery on seat, back rest and head rest, SST rinsing basin, in plastic frame, fixed in position with swinging mechanism, detachable, 325 x 175 x 65 mm (W x D x H) 2.5 l volume. Magazine for holding paper roll of 400 or 500 mm width, max. diam. 140 mm, possibility to cover either the back and seat section or only the seat section with paper. With foot control, base plate with 4 levelling screws, silver-grey plastic cladding, frame powder coated according to our colour chart. Upholstery according to colour chart. Foot support mounts for quick removal or individual swivelling on a horizontal level of foot supports or Göpel-type leg supports with integrated handles (not available for equipment with side rails).

Connection cable 3 m with mains plug.
Connection: 100 - 240 V, 50/60 Hz,
max. 0.94 kW.
Country-specific versions on request.

Net weight approx. 96 kg
(Model nos. 114.8500.0 and 114.8600.0)
Net weight approx. 100 kg
(Model no. 114.8700.0)

Safe working load: 250 kg

Powder coated finish:

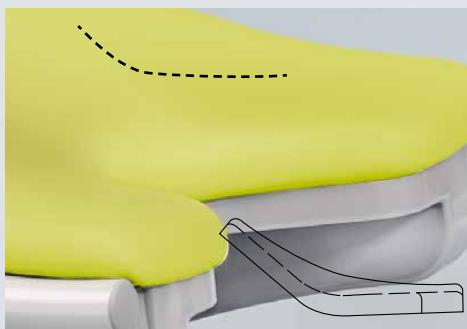
High quality powder coating. Gloss finish, extremely knock and scratch resistant. Easy to clean, resistant to disinfectants and environmental conditions. Colours available as per SCHMITZ colour chart at no extra cost.

Upholstery:

Foam material on support plate, with first-class, hard-wearing leatherette coverings. Colours available as per SCHMITZ colour chart at no extra cost (classic and comfort).

When ordering:

Please state the following when ordering a chair from the arco series: Upholstery colour see colour chart, powder coating for frame see colour chart

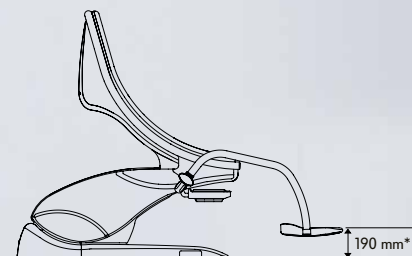
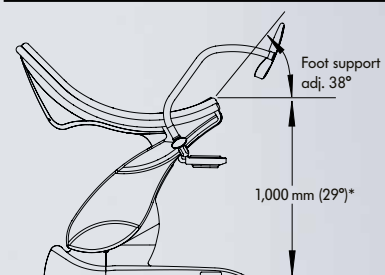
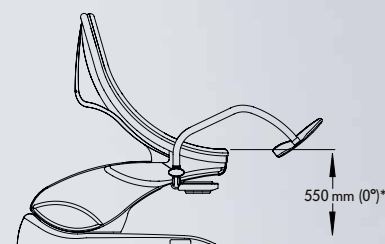


Seat profile formed straight for a relaxed and professional examination position.



Chrome nickel steel rinsing basin, in plastic frame, fixed in position with swinging mechanism

Positionings, Dimensions:



Base plate 1,134 x 605 mm

Width of upholstery:
595 mm (seat section) to 650 mm (back section)
Thickness: 50 mm

* +11 mm in connection with mobility 101.0466.0.
Design and dimensions are subject to change.



Pelvic elevation
114.8500.0 to 114.8700.0

Electromotive adjustment of foot supports
114.8700.0

arco

Leg support systems

1

Foot supports (pair) 101.0456.0

with integrated handles, powder coated according to colour chart, can be swivelled to the side, lockable. Plastic covers of transparent material as protection for the foot supports.

2

Leg supports, Göpel type, with integrated handle (pair) 101.0457.0

with integrated handles, powder coated according to colour chart, leg supports with integral foam upholstery in silver-grey, including fastening strap, rod of stainless steel 18/10.

3

Göpel leg support (piece) 101.0459.0

integral foam upholstery in silver-grey, including fastening strap, rod of stainless steel 18/10, without attachment clamp. (requires side rails 101.0461.0 and 101.1670.0 attachment clamps).

Attachment clamp (piece) 101.1670.0

revolving, stainless steel 18/10, for installation on side rails.

4

Side rails (pair) 101.0461.0

for the seat section, stainless steel 18/10, 25 x 10 mm, 290 mm long.



1

101.0456.0



2

101.04570



3

101.0461.0, 101.0459.0 and 101.1670.0



4

101.0461.0

arco

Accessories

1

Leatherette cover (pair) 101.0473.0
for integrated handles of foot supports,
according to colour chart, with zip fastener.

2

Leatherette cover (pair) 101.0474.0
for integrated handles of Göpel-type leg supports,
according to colour chart, with zip fastener.

3

Cushion 101.0472.1
leatherette cover according to colour chart.

4

Protective covers (pair) 101.0475.0
for foot supports.

Protective cover 101.0476.0
of transparent plastic material, for seat section.
(w/o ill.)

5

Paper roll 101.0489.0
500 mm wide, for storing in the integrated
compartment.

6

**Rinsing basin
with convenient holder 101.0495.0**
– Surcharge –
to maintain horizontal position; basin made of
chrome nickel steel with plastic frame
325 x 175 x 65 mm (W x L x H), 2.5 litre volume.



1

101.0473.0



2

101.0474.0



3

101.0472.1



4

101.0475.0



5

100.0489.0



6

101.0495.0



7

101.0462.0



8

101.0482.0 and 101.0481.0



10

101.0487.0 and 101.0488.0



12

101.0466.0



9

101.0467.0



11

101.0469.0

7

Side rail (piece) 101.0462.0
for the seat section, stainless steel 18/10,
25 x 10 mm, 150 mm long.

8

2 Power sockets 101.0482.0
acc. to EN 60601-1.
(subsequent fitting not possible)

2 Power sockets 101.0483.0

similar to 101.0482.0, but „Swiss type“ socket,
subsequent fitting not possible.
(w/o ill.)

**Socket for potential equalisation
101.0481.0**

9

Colposcope support 101.0467.0
for Leisegang, Leica, Kaps and Zeiss systems,
RHS or LHS fitting. For Kaps and Zeiss systems,
please order required mounting tube with
attachment from your colposcope supplier.
(w/o colposcope)

10

LED Ambient illumination 101.0487.0
LED illumination on both sides above the colour panel,
choice of 13 different colours, interchangeable thanks
to a switch under the colour panels, tone-in-tone
colour shade already adapted to the selected pad
colour (white LED for brown, black and grey pads).

Colour panel 101.0488.0

Coloured panel, in line with colour of pads.

11

Doctor's foot support 101.0469.0
LH mounting, patient's POV.

Doctor's foot support 101.0468.0

RH mounting, patient's POV.
(w/o ill.)

12

Mobility 101.0466.0

2 swivel-type double castors, Ø 75 mm, 4 fixed-type
castors Ø 50 mm, electrically conductive, with central
lock (retrofitable).

Note:

Must not be used for patient transport!

Central lock

arco

Examination and Treatment Chair for Proctology

- Excellent design, most modern technology and a strong price – performance ratio
- Low basic height allows the patients to take its seat with ease
- Electromotive foldable seat section
- Safe positioning of the patient with foldable seat section by electrical shutdown
- Electromotive adjustment of Trendelenburg position and seat section
- Ergonomic leg and foot support system with integrated armrests for a relaxed and professional examination position
- Many different colours for upholstery and powder coating acc. to SCHMITZ colour range
- Variable fit-out options with an extensive assortment of accessories
- Easy to keep clean and hygienic due to smooth, closed surfaces

The arco 114.6600.1 control concept

- Illuminated graphics display to indicate all chair functions
- Electronic diagnosis function
- 1 additional programmable key e.g. for triggering of a cold light source with integrated sockets
- Storage and display of 8 memory positions (treatment positions/ physician's selection)
- Soft start-up of chair adjusting movements
- Foot and hand operation for the control of all adjustments





Illustrated colours:

arco:

Powder coating: grey aluminium RAL 9007

Upholstery: carmine red 92

Plastic elements: silver-grey

Modules:

Cabinet bodies: grey aluminium RAL 9007

Front panels: grey aluminium RAL 9007

Bar handles semicircular brown red RAL 3011
(special colour)

Functions and Leg Support Systems

1

Low basic height for comfortable
mounting position

2

Large adjustable range from
Trendelenburg position to shock position





3/4.1

3
Ideal examination and treatment
position due to electromotive foldable
seat section

4
Choice of leg support systems:

4.1
with foot rests 101.4560.1.

4.2
with Göpel-type leg supports
101.4580.0.

4.3
with Ergo-Steps 101.4570.0.



4.2



4.3

arco for proctology CE



Electromotive Trendelenburg position and foldable seat section



Examination and Treatment Chair Model no. 114.6600.1

Electromotive Trendelenburg position and foldable seat section. Without leg support system. Memory control for 8 positionings. Activation of all functions by means of foot and hand control.

Standard equipment:

Ergonomic upholstery on seat, back rest and head, storage plate with integrated pull-out, SST rinsing basin, automatic positioning, storing space for paper roll up to 400 mm width, two integrated power sockets, acc. to EN 60601-1, (activation of one socket by manual control unit). Foot control, base plate with 4 levelling screws, plastic cladding, silver-grey, column and frame powder coated according to our colour chart. Upholstery according to our colour chart. 3 m connection cable with mains plug. Connection: 230 V, 50 Hz, 0.3 kW. Country specific versions available upon request.

Net weight approx. 121 kg
Safe working load: 180 kg

Powder coated finish:

High quality multilayer gloss paint of extreme knock and scratch resistance. Easy to clean and to disinfect. Resistant to climatic conditions. Available in SCHMITZ colours acc. to colour chart (without surcharge).

Further optional colours acc. to RAL colour chart at extra charge.
Model no. 100.0510.0.

Upholstery:

High quality, hard wearing foam rubber with leatherette cover. Available in SCHMITZ colours acc. to colour chart without surcharge (classic and comfort qualities).

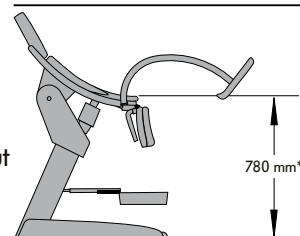
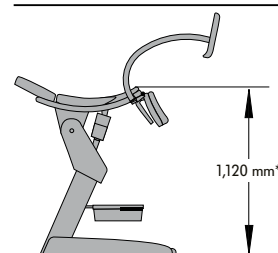
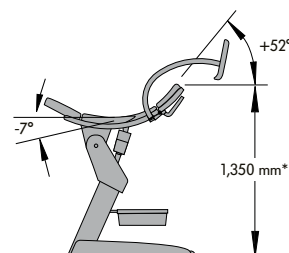
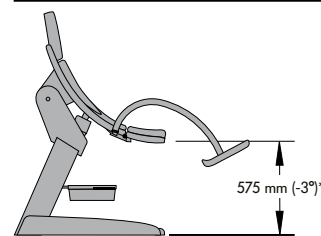
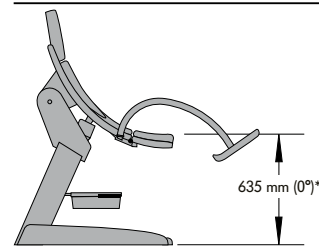
The following information is requested upon order:

Colour of upholstery: see colour chart!
Colour of powder coating of steel casing and seat/frame: see colour chart!

Important:

Automatic security stop with foldable seat section in Trendelenburg position.

Adjustment functions and dimensions



Base plate 960 x 565 mm

Upholstery width 565 mm (seat section)
up to 695 mm (back section)

* in connection with mobility 101.0223.0 please add 75 mm.
Design and dimensions are subject to change.

Accessories



Integrated sockets included as standard

1
Foot support (pair) 101.4560.1
with integrated, powder coated handlebars, can be swivelled and locked. With one pair of plastic covers.

2
Göpel leg support (pair) 101.4580.0
with integrated, powder coated handlebars, integral foam pads in silver-grey, with straps, stainless steel rod 18/10.

3
Ergo-Steps (pair) 101.4570.0
Leg support system with adjustable heel/calf troughs, grey plastic, can be swivelled to the side, integrated handles, circular tube powder-coated to match the exam. chair.

4
Leatherette covers (pair) 101.4850.0
for handles (101.4560.1 and 101.4570.0) with zipper, acc. to colour chart.

5
Leatherette covers (pair) 101.4860.0
for handles (101.4580.0), with zipper, acc. to colour chart.

6
Mobility 101.0223.0
for model 114.6600.1,
4 double castors, Ø 75 mm,
lockable and electrically conductive.
(subsequent fitting not possible)

Note:
may not be used for patient transport!

7
Head cushion 101.3730.0
incl. Velcro, leatherette cover acc. to colour chart.

8
Plastic covers (pair) 101.4800.1
of transparent material, to protect the foot supports.

9
Storage plate with integrated pull-out SST rinsing basin – included as standard –
with support for mounting on the chair column (not screwed), powder coated in the same colour as the chair to support a cold light source.
Dimensions: 340 x 370 mm.
Safe working load 10 kg.
rinsing basin 350 x 325 x 65 mm (W x D x H)

10
Paper roll 100.1760.0
400 mm wide, for placing into the integrated storing space with removable back upholstery.

Orbit

The modular Supply and Disposal System for Gynaecology and Proctology workplaces

Orbit puts everything within reach.

Because this modular equipment concept was developed in close cooperation with gynaecologists, with an emphasis on functionality, flexibility and cost-effectiveness.

Orbit is mobile:

9 individual, mobile modules, which can be arranged and rearranged just as you need them.

Start out with a low investment:

The dispensing module alone will meet the daily needs of your practice.

Orbit solves the disposal problem:

A specially equipped module is designed for an easy and proper disposal of used instruments and materials.

Expandable, adaptable:

Additions and changes to the module configuration can be made whenever needed. The modules can easily be integrated even into an existing setup.

Everything within reach:

Fast, secure access thanks to a clear arrangement of instruments and materials. Flexibility provided by low-friction castors.

Quality right from the start:

Orbit is made of high-quality sheet steel with sound-absorbing insulation. It is extremely easy to care for, powder coated with a high-gloss finish, extremely scratch and impact resistant, stands up to disinfectants, and is UV and climate resistant.



Illustrated colours:

modules:

Cabinet bodies: white aluminium RAL 9006

Front panels: light ivory RAL 1015

Bar handles: angular, sahara beige RAL 0607030

medi-matic®:

upholstery: hazelnut 104

powder coating: pure white RAL 9010

plastic cladding: silver-grey

Examination seat 222.1550.0

upholstery: hazelnut 104



Orbit

The mobile Supply and Disposal System



Illustrations:

Orbit:

cabinet bodies: white aluminium RAL 9006
front panels: pastel orange RAL 2003
bar handles: angular, pure white RAL 9010
plastic elements: silver-grey

medi-matic®:

upholstery: mandarin 98
powder coating: white aluminium RAL 9006
plastic elements: silver-grey

Swivel stool 222.2760.0
upholstery: mandarin 98

photo above right:

Orbit module 426.5040.0
cabinet body: white aluminium RAL 9006
front panels: pastel orange RAL 2003
bar handles: angular, pure white RAL 9010
plastic elements: silver-grey

Orbit module 426.0020.0

cabinet body: white aluminium RAL 9006
front panels: colza yellow RAL 1009050
bar handles: semicircular, leaf green RAL 1206050
plastic elements: silver-grey



2

Orbit



1-3
Electromotive opening by tapping on the panel.
Mechanic closing, with removable 12 l SST container
(for 5 l of liquid) and plastic sieve.

4-5
Built-in heating plate for preheating of specula.

**Temperature setting and monitoring
via display, adjustable up to max. 40 °C /
104 °F.**



6
Easy lifting out of drawers, no tools required.

7
Simply removable drawer fronts for easy cleaning.

8
Drawers with automatic pull-in and Airmatic damping. Closed drawer rails. Full pull-out for optimal use and hygiene.

9
The dispensing modules are fitted with a plastic cover plate with 3-sided formed edge.

10
Four antistatic twin castors Ø 50 mm for mobility. Fully surrounded by a plastic bumper for impact protection.

11
Semicircular or angular bar handle.

12
Disposal module 4270010.0. Electromotive opening through sensor technology. Removable top, removable 20 l plastic container.



Illustrated colours:

Orbit:

Orbit modules 426.5040.0 and 426.0020.0

cabinet bodies: white aluminium RAL 9006

front panels: leaf green RAL 1206050

bar handles: semicircular, lime green 1008060

arco:

upholstery: lime 99





powder coating: white aluminium RAL 9006

plastic elements: silver-grey

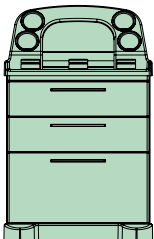
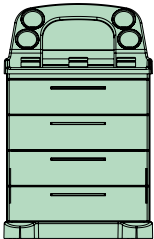
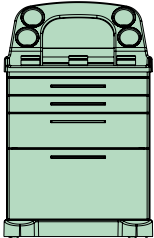
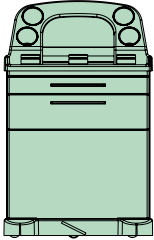
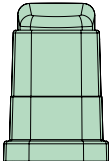


Orbit

Dispensing and disposal modules, mobile

Model no.		Description
426.0010.0		Dispensing module dimensions: 625 x 760 x 530 mm (W x H x D) 2 drawers Type 6 D, 1 drawer Type 6 G. A preheating element model no. 401.0401.0 (accessory) can be installed in the two drawers Type 6 D.
426.0020.0		Dispensing module dimensions: 625 x 760 x 530 mm (W x H x D) 4 drawers Type 6 D. A preheating element model no. 401.0401.0 (accessory) can be installed in the top two drawers Type 6 D.
426.0030.0		Dispensing module dimensions: 625 x 760 x 530 mm (W x H x D) 2 drawers Type 6 B, 1 drawer Type 6 D, 1 drawer Type 6 G. A preheating element model no. 401.0401.0 (accessory) can be installed in the drawer Type 6 D
426.0040.0		Dispensing and disposal module dimensions: 625 x 760 x 530 mm (W x H x D) 1 drawer Type 6 B, 1 drawer Type 6 D, 1 refuse drawer, electromotive opening by tapping on the panel, mechanic closing, with removable SST container, 12 l cap., (for 5 litres of liquid), plastic basket, to accommodate approx. 15 specula and plastic refuse container, 8 l cap, pedal for central locking of castors. A preheating element model no. 401.0401.0 (accessory) can be installed in the drawer Type 6 D



Model no.		Description
426.5010.0		Dispensing module dimensions: 625 x 995 x 530 mm (W x H x D) with moulded top made of ABS*, silver-grey colour, with treatment set accommodating instruments, medicines, disposables etc., 2 drawers Type 6 D, 1 drawer Type 6 G. A preheating element model no. 401.0401.0 (accessory) can be installed in the two drawers Type 6 D.
426.5020.0		Dispensing module dimensions: 625 x 995 x 530 mm (W x H x D) with moulded top made of ABS*, silver-grey colour, with treatment set accommodating instruments, medicines, disposables etc., 4 drawers Type 6 D. A preheating element model no. 401.0401.0 (accessory) can be installed in the top two drawers Type 6 D.
426.5030.0		Dispensing module dimensions: 625 x 995 x 530 mm (W x H x D) with moulded top made of ABS*, silver-grey colour, with treatment set accommodating instruments, medicines, disposables etc., 2 drawers Type 6 B, 1 drawer Type 6 D, 1 drawer Type 6 G. A preheating element model no. 401.0401.0 (accessory) can be installed in the drawer Type 6 D
426.5040.0		Dispensing and disposal module dimensions: 625 x 995 x 530 mm (W x H x D) with moulded top made of ABS*, silver-grey colour, with treatment set accommodating instruments, medicines, disposables etc., 1 drawer Type 6 B, 1 drawer Type 6 D, 1 refuse drawer, electromotive opening by tapping on the panel, mechanic closing, with removable SST container, 12 l cap., (for 5 litres of liquid), plastic basket to accommodate approx. 15 specula and plastic refuse container, 8 l cap, pedal for central locking of castors. A preheating element model no. 401.0401.0 (accessory) can be installed in the drawer Type 6 D
427.0010.0		Disposal module dimensions: 365 x 565 x 465 (W x H x D) Mobile, 4 pc. twin plastic castors diam. 50 mm, sensor lid made of plastic, colour black, casing made of ABS*, silver-grey colour, removable plastic refuse container, 20 l cap.

*ABS = Acrylonitrile-Butadiene-Styrene

Orbit

Accessories for dispensing and disposal modules

Model no.	Description	Model no.	Description	Model no.	Description
401.0401.0	Preheating element CE/93/42/EEC for drawer Type 6 D. Setting and monitoring of temperature via display, adjustable up to max. 40 °C /104 °F, for instruments (e.g. specula). Input supply voltage 100 - 240 V, 50/60 Hz, average power consumption 20 Watt, cable with mains plug, approx. 5 m long.	401.0450.0	Lid 325 x 265 mm, SST, to cover the 12 l SST container, 12 l cap., during transport (w/o ill.)	401.0451.0	Lid 297 x 204 mm, made of plastic, to cover the plastic refuse container, 18 or 20 l cap., during transport (w/o ill.)
401.0460.0	Basket SST with carrying handles, for 5 litres of liquid, to accommodate approx. 15 specula, for disposal module 427.0010.0.	400.0505.0	Drawer organizer 498 x 376 x 55 mm (W x D x H), two rows, for drawer Type 6 D, disassembled, anodized aluminium frame, comprising: 1 pc. longitudinal divider made of SAN** and 2 pc. lateral dividers made of SAN**. (does not fit into a drawer with integrated preheating 401.0401.0!)	400.0506.0	Drawer organizer 498 x 376 x 35 mm (W x D x H), two rows, for drawer Type 6 D, disassembled, anodized aluminium frame, comprising: 1 pc. longitudinal divider made of SAN** and 2 pc. lateral dividers made of SAN**.
400.0507.0	Drawer organizer 498 x 376 x 55 mm (W x D x H), two rows, for drawer Type 6 D, disassembled, anodized aluminium frame, comprising: 1 pc. longitudinal divider made of SAN** and 2 pc. lateral dividers made of SAN**. (does not fit into a drawer with integrated preheating 401.0401.0!)	400.0508.0	Drawer organizer 498 x 376 x 35 mm (W x D x H), three rows, for drawer Type 6 B, disassembled, anodized aluminium frame, comprising: 2 pc. longitudinal dividers made of SAN**.		

****SAN** = Styrene-acrylonitrile resin

Dispensing and disposal modules

Model and material description

Cabinet bodies

self-supporting construction made of electrolytically galvanized and phosphatized sheet steel, sandwich construction, double-skinned execution, single-skinned rear panel, sound damped and thermally insulated high rigidity, smooth inner and outer surfaces.

Drawer fronts

Exchangeable front panels made of electrolytically galvanized and phosphatized sheet steel, with rounded edges, sound damped and thermally insulated, circumferential silicone sealing profile

Drawers

drawers completely made of electrolytically galvanized and phosphatized sheet steel, powder-coated in white aluminium RAL 9006. Covered, sound-damped drawer rails with full pull-out, automatic pull-in function and Airmatic shock absorber system, high retention force, tool-free drawer removal. Safe working load: 20 kg.

Interior drawer dimensions
(Usable size W x H x D)

Type 6 B 504 x 51 x 381 mm

Type 6 D 504 x 126 x 381 mm

Type 6 G 504 x 276 x 381 mm

Drawer handles

semicircular or angular handle, made of high-pressure diecast zinc, hole spacing 192 mm. The surface is resistant to chemicals, easy to clean and to disinfect. drawer handles matte chromium-plated or with a polyester powder coating according to the drawer front or individually according to our colour chart.

Castors

Modules with 4 double castors
Ø 50 mm, el. conductive.
Chassis cover made of ABS,
silver-grey colour.

Worktop

Seamless worktop made of ABS,
silver-grey colour, scratch resistant and
disinfectant proof, profile edge on three
sides, sealed reverse side.

Powder coated finish

A high quality polyester powder coating,
a high gloss surface, extreme shock and
scratch resistance, easy to clean, disin-
fectant-proof and climate resistant.

Standard colours of cabinet body
grey-white RAL 9002 or
white aluminium RAL 9006 or
grey aluminium RAL 9007.

Special colours for cabinet body
according to colour chart on page 56
at a surcharge,
ref. 401.0801.0.

For drawer fronts and handles
all colours according to our colour chart
are available without surcharge.

Further RAL colours are available upon
request.

Ordering instructions:

When placing an order, please indicate:

Worktop for module: silver-grey

cabinet body:
RAL 9002, RAL 9006, RAL 9007
(standard) or according to our colour chart
at a surcharge

Fronts: according to our colour chart

Semicircular drawer handles:
according to our colour chart or matte
chromium-plated

Angular drawer handles:
according to our colour chart or matte
chromium-plated

Orbit design examples



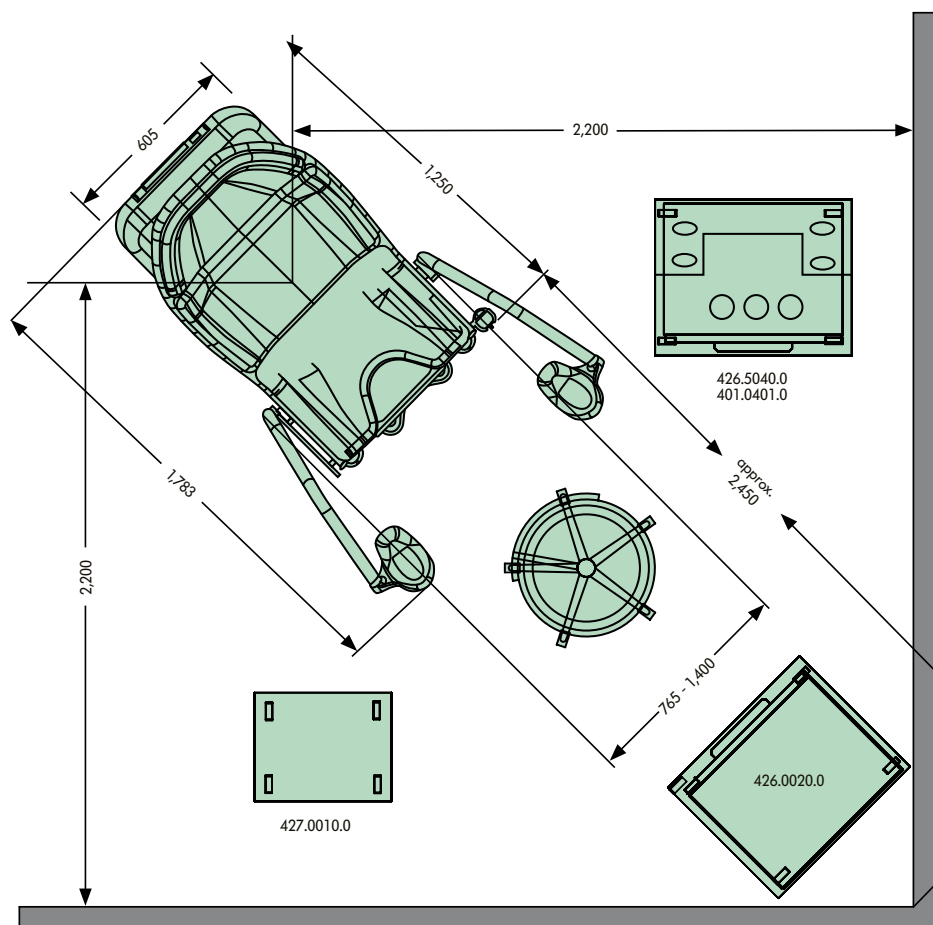
Illustrated colours:

arco:
Upholstery lime 99
Powder coating white aluminium RAL 9006
Plastic elements silver-grey

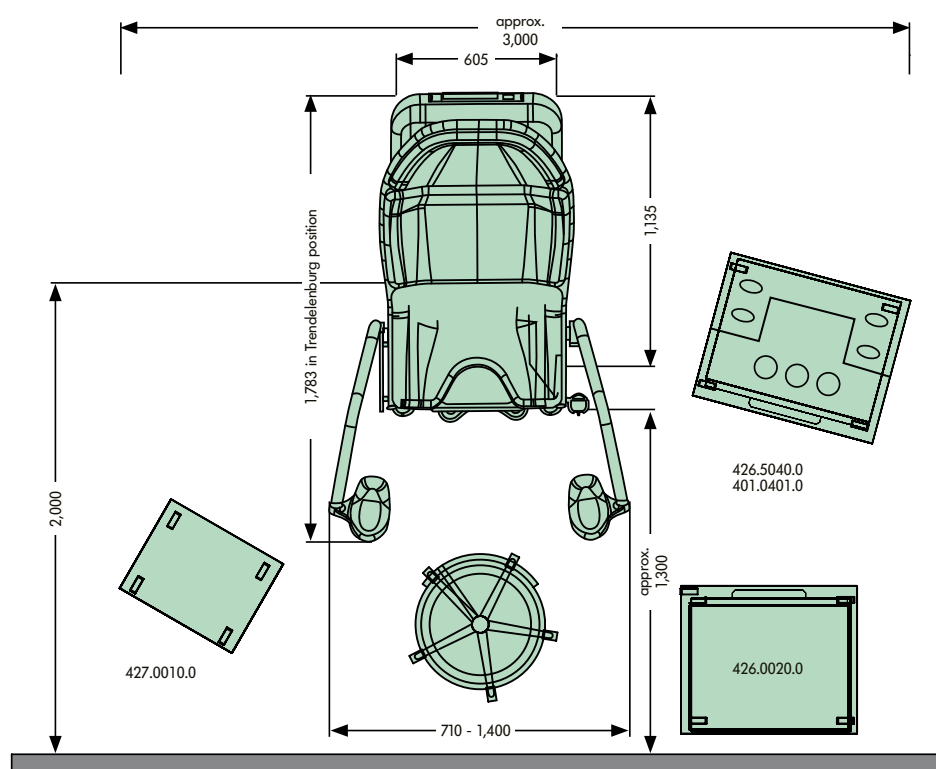
Examination seat:
Upholstery lime 99

Orbit:
Cabinet bodies white aluminium RAL 9006
Front panels leaf green RAL 1206050
Bar handles semicircular lemon green RAL 1008060
Plastic elements silver-grey






For chairs with earth connection, the cabling must be within the range (1,135 x 605 mm) of the floor space required. The gynaecology chair can be placed and moved within this area.




Colours for powder coated finishes, upholsteries and plastic elements

Powder coated finishes




grey white RAL 9002



pure white RAL 9010




alabaster grey RAL 0007500*



light grey RAL 7035



anthracite grey RAL 7016



jet black RAL 9005



white aluminium RAL 9006



grey aluminium RAL 9007




colza yellow RAL 1009050*



signal yellow RAL 1003




pastel orange RAL 2003



light ivory RAL 1015



sahara beige RAL 0607030*



antique pink RAL 3014



heather violet RAL 4003



vermillion RAL 2002




light green RAL 6027



lemon green RAL 1008060*



leaf green RAL 1206050*



white blue RAL 2408015*



light blue RAL 2606030*



sapphire blue RAL 5003



Bar handles also available
matt chrome plated.

You have a wide choice for designing your furnishings entirely according to your taste. With our range of colours numbering in excess of 40 and the numerous combination variants there are no wishes, which cannot be fulfilled.

Whether muted or cheerful, classical or modern, elegant or extravagant – you are guaranteed to quickly find the matching colour tone in our range.


Use your choice of colour to achieve a positive effect on your patients. For this we would recommend to you, for example, an optimistic yellow, a soothing blue or a relaxing green.

Please use the online colour configurator on our homepage: www.schmitz-soehne.com to view possible colour combinations.

We would be delighted to advise you – please feel free to contact us.

* RAL shades


Leatherette comfort



blossom white 84



gold yellow 86



mandarin 98



red carmine 92



raspberry 103



caribbean blue 82



atlantic blue 83



topaz 105



opal green 100



apple green 94



lime 99




milky coffee 102



natural brown 93



hazelnut 104




sand beige 101



stone grey 96




shale grey 97




titan grey 91

Leatherette classic




white 53



silver-grey 55



ocean 52



black 57

Plastic elements



silver-grey

We recommend:
Special cleaner for leatherette
Model no. 2019878
 500 ml spray bottle.
 (packaging unit 3 bottles)

Cleaning set for leatherette
Model no. 2026973
 1 x 500 ml spray bottle and a brush.

Please refer to our separate operating manual for upholsteries for detailed information on cleaning and disinfection of upholsteries.

Online colour configurator: You choose the colour

medi-matic® 115 – Examination and treatment chairs for gynaecology and urology




Selected colours:

Powder coated finish:
pure white RAL 9010
Upholstery:
topaz 105
Plastic elements:
silver-grey

Please note that due to individual monitor/graphics card settings the colours shown in our colour configurator may not match the real colours. We can therefore not assume any liability for their being correctly displayed. The illustration shows model ref. 115.7550.1 with foot supports ref. 101.4420.1.

Powder coated finishes



Leatherette comfort



Leatherette classic



Discover new, colourful worlds

With the SCHMITZ online colour configurator, you can try out various colour combinations and consider them at your leisure.

With a total of 22 upholstery colours and 22 colours for powder-coated finish, you have many options to create colourful highlights in your surgery.

Whether muted or cheerful, classic or modern, elegant or extravagant - with our tool, you will certainly find the right colour for you in no time at all.

Be inspired:

www.schmitz-soehne.com

arco – Examination and treatment chairs for gynaecology




Selected colours:

Powder coated finish:
white aluminium RAL 9006

Upholstery:
raspberry 103
Plastic elements:
silver-grey

Please note that due to individual monitor/graphics card settings the colours shown in our colour configurator may not match the real colours. We can therefore not assume any liability for their being correctly displayed. The illustration shows model ref. 114.8700.0 with foot supports ref. 101.0456.0, leatherette covers 101.0473.0, rinsing basin with convenient holder 101.0495.0 and colour panel 101.0488.0.

Powder coated finishes



Leatherette comfort



Leatherette classic





**SCHMITZ u. Söhne
GmbH & Co. KG**


P. O. Box 14 61
58734 Wickede (Ruhr)
Germany (postal address)
Zum Ostenfeld 29
58739 Wickede (Ruhr)
Germany (visiting address)
T +49 (0)2377 84 0
F +49 (0)2377 84 135
www.schmitz-soehne.com
export@schmitz-soehne.de

Technical service, hotline:
T +49 (0)2377 84 549
F +49 (0)2377 84 210
service@schmitz-soehne.de

All articles including correspond-
ing accessories marked with
the CE label meet the standards
for medical devices acc. to
MPG and the EC regulation
93/42/EEC.



The products may only be used
for their intended purpose of use.
Please also observe our operating
manual!



f /schmitz.soehne



**Information on
our establishments
worldwide can be found
on our website.**

vidan²
The Full HD Video Colposcope



Partura[®]
The SCHMITZ delivery table
comfortable and safe delivery –
with focus on preventive
obstetrics



varimed[®]
Medical Furniture
for Examination and
Treatment Areas



Our goods and services are to be understood ex works. Deliveries are effected via our authorized partners or branch offices. The company reserves the right to alter the design, construction, dimensions and finish of its products without notice. All relevant dimensions and weights are to be understood as approximate information/data. Due to technical reasons colour deviations are possible. The articles shown in this catalogue are not authorized for sale in the United States. SCHMITZ Catalogue No. 75, 01.2019 GB
Nominal charge 3.00 Euro.