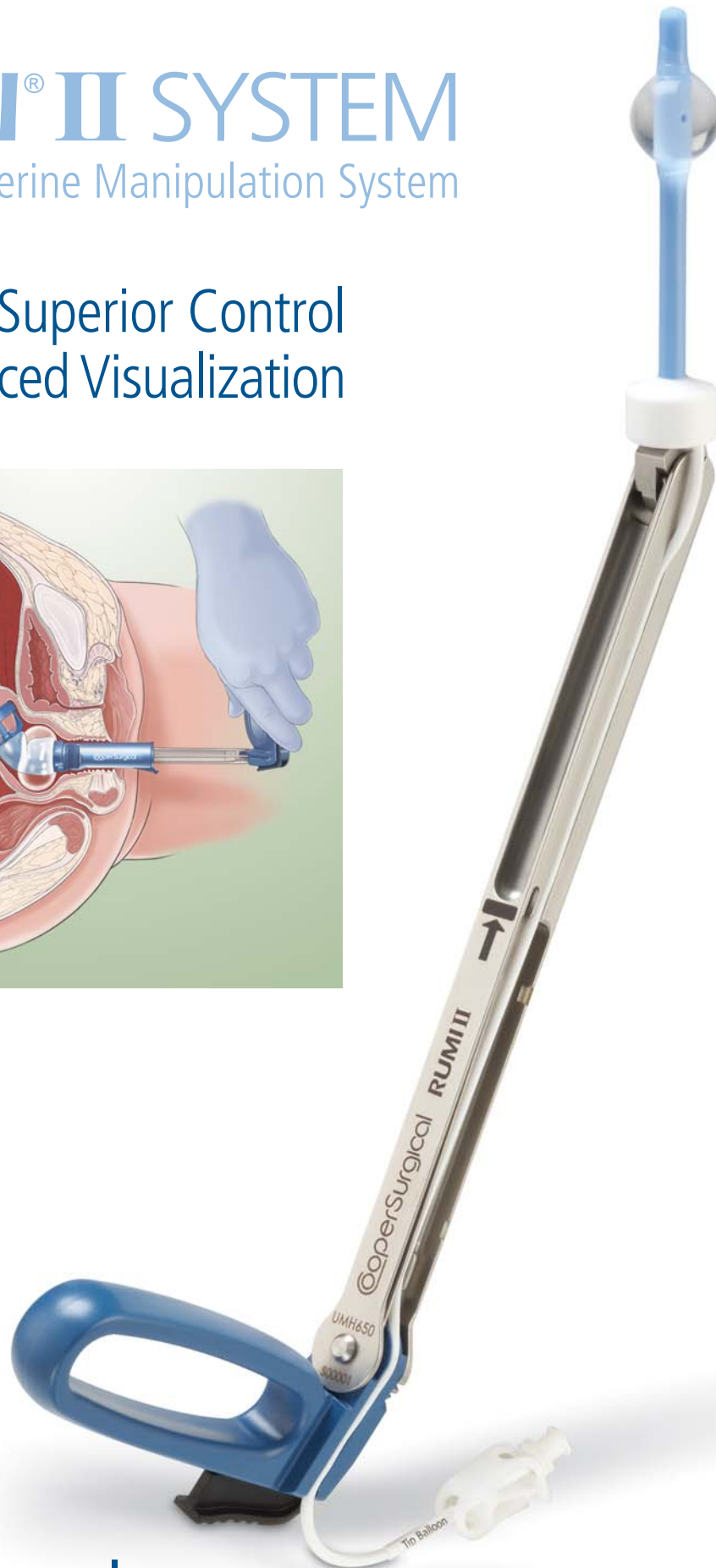
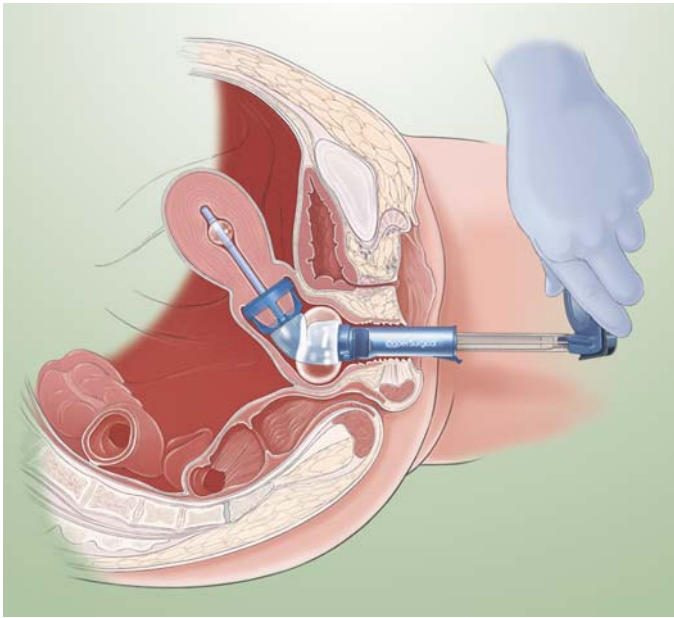


NEW!

RUMI[®] II SYSTEM

Advanced Uterine Manipulation System

Delivering Superior Control
and Enhanced Visualization

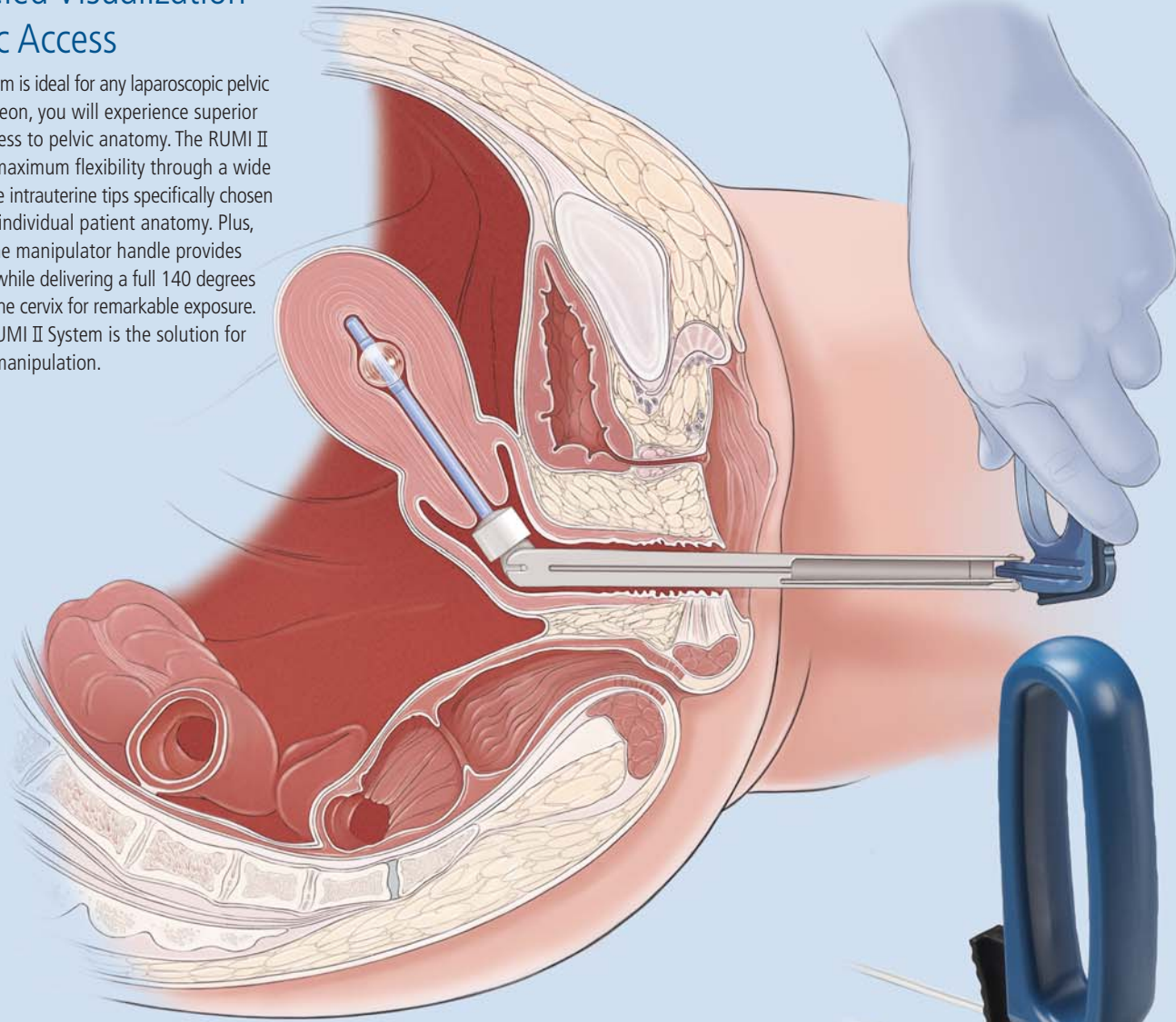


CoperSurgical

The RUMI® II System: The Right Choice For All Pelvic Laparoscopic Procedures

Unparalleled Visualization and Pelvic Access

The RUMI® II System is ideal for any laparoscopic pelvic surgery. As a surgeon, you will experience superior exposure and access to pelvic anatomy. The RUMI II System provides maximum flexibility through a wide range of single-use intrauterine tips specifically chosen to accommodate individual patient anatomy. Plus, the RUMI II uterine manipulator handle provides additional length while delivering a full 140 degrees of articulation at the cervix for remarkable exposure. Simply put, the RUMI II System is the solution for effective uterine manipulation.



Unique locking handle allows total control of uterine position



Soft distal end of tip and silicone balloon provide less traumatic insertion, while the saline filled balloon holds the tip firmly but gently in place

Locking handle maintains tip orientation and uterine position

New comfortable blue handle visually differentiates RUMI II from original RUMI

The Most Versatile System For Your Needs

The RUMI II System is flexible for a wide range of laparoscopic procedures. The combination of superior uterine control and minimal tissue trauma makes RUMI II ideal for diagnostic laparoscopy, myomectomy, oophorectomy, endometriosis excision, and infertility applications requiring reliable chromoperturbation.

Articulation: Achieve Superior Uterine Exposure and Access

The RUMI II System enables full control of the uterus in all directions, including full 90 degrees of anteversion, 50 degrees retroversion and maximum lateral positioning, which provides unmatched exposure and access to important anatomical structures. Also, the frictionless, locking handle mechanism ensures stable positioning during dissection for added surgical control and safety.

Sacrocolpopexy: Easier and Safer

Mesh placement during sacrocolpopexies can be cumbersome and time consuming. The Sacrocolpopexy Tip, used in conjunction with any of the RUMI handles is an ideal solution. The tip will elevate the vagina. Bladder flap creation and suturing challenges are reduced because the tip provides stable control of the tissues. With constant tension, migration of tissue is minimized during mesh attachment.

For sacrocervicopexy, a tip with a concave distal end is available.


Tips are available in multiple sizes that easily attach to any RUMI uterine manipulator.



Sacrocolpopexy and Sacrocervicopexy Tips, single-use, disposable



Sacrocolpopexy Tip - shown on RUMI Arch II



A full range of flexible silicone tips for an ideal fit to your patient's anatomy

Tips: The Right Size and Less Trauma

The RUMI II System is ideal for any laparoscopic or robotic pelvic surgery in a broad range of patient anatomy. Available in six sizes, the RUMI Tips have a soft, flexible distal tip, which reduces the risk of uterine perforation and trauma. The strength and flexibility of the RUMI Tips allows the intrauterine balloon to be inflated with saline, providing unmatched durability even during caudal traction.

RUMI II: Upgraded Design Improves Your Surgical Procedures

The RUMI II System has been reengineered with a range of design enhancements to improve the efficiency and safety of your procedures. These include a new Koh-Efficient™ colpotomy system for easier and quicker TLH procedures, new tip sizes and more:



2 inch longer shaft for better access

Catheter management system

Six uterine tips to suit a wider range of patient anatomy

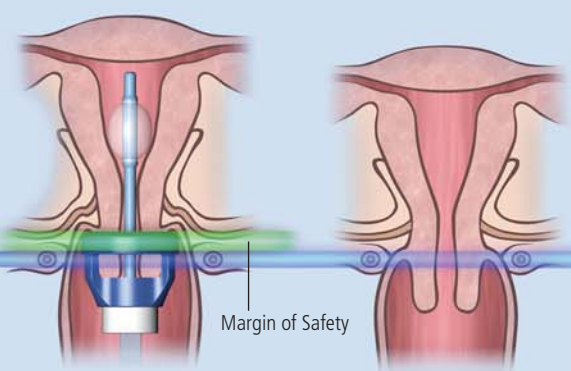
140° of articulation at the cervix (90° anteversion and 50° retroversion)

RUMI® II / Koh-Efficient™: Four Sizes to Suit Patient Anatomical Needs



A Safer Colpotomy Incision

The Koh-Efficient provides a ‘margin of safety’ away from the ureters as well as a visual landmark and backstop for a full circumferential colpotomy incision. Vaginal length is maximized and pneumoperitoneum is maintained.



TLH is Easier, Faster and Safer With The RUMI® II Easy Load Koh-Efficient™

Koh-Efficient: Insertion Made Easy

The Koh-Efficient combines the KOH Cup™ and the pneumo-occlusion balloon into one device for easy loading onto the RUMI® II handle as well as rapid and accurate clinical positioning.

Once the proper size Koh-Efficient is loaded onto the RUMI II handle, the uterine tip is advanced into the cervical canal. Then the tip is advanced into the uterus and the cup seats into the vaginal fornix. Once in position, full articulation at the cervix is available.

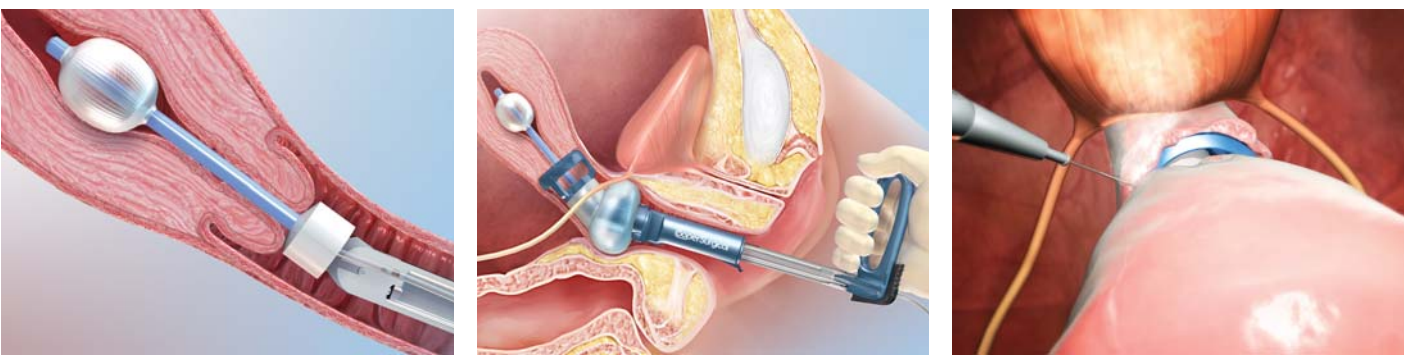
This sterile, single-use device is available in four sizes to suit your patient’s anatomy.

An Improved Margin of Safety for Total Laparoscopic Hysterectomy

A key challenge in total laparoscopic hysterectomy is the identification, management and safekeeping of the ureters and uterine arteries during the procedure. The RUMI II / Koh-Efficient is designed to fit securely over the cervix to place the vaginal fornix on stretch. The delineation provides a visual landmark and backstop for dissection while distancing the colpotomy incision from the ureters. This creates a ‘margin of safety’ allowing you to continue the procedure with confidence. The locking handle maintains tip orientation and uterine position – both crucial to the success of the procedure.



Cervical Sizer enables accurate selection of the Koh-Efficient size based upon each patient’s anatomy



Saline inflated tip provides a firm hold for superior manipulation Easy load Koh-Efficient is engineered for easier insertion Koh-Efficient provides an ideal visual landmark for dissection

Cervical Sizer: The Right Cervical Measurement...Every Time

Using the right size Koh-Efficient is important for enhancing the ‘margin of safety.’ With the specially-designed Cervical Sizer, measuring your patient’s cervix is simple and fast, ensuring superior delineation of the vaginal fornix for enhanced procedure safety.

Easy Load Design Provides a Simple Way to Achieve Efficiency and Greater Patient Safety

Based on extensive testing and surgeon feedback, we are proud to introduce a simple, effective loading mechanism in the Koh-Efficient, which assures a snug fit with no struggle. With this easy load innovation, it’s easier to correctly position the Koh-Efficient – plus, we’ve engineered integrated catheter retention channels for improved site management. Both of these advanced features help to reduce valuable surgical time and effort.

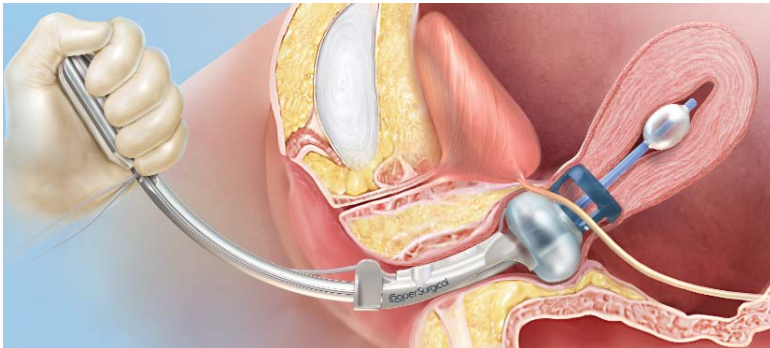


RUMI II is engineered with our easy load system making it simple and easy to insert into patient anatomy.



RUMI Arch® II / Koh-Efficient™:
Ideally Suited for Any
Patient Anatomy

RUMI Arch® II: Simple and Strong



Designed with our easy load system for quicker and easier insertion

Traditional Uterine Manipulator Designed for Strength and Durability

An alternative to the articulating RUMI II, the reusable RUMI Arch II is ideal for physicians who prefer the simple and lightweight design of a disposable uterine manipulator but would like additional strength.

Some physicians choose the RUMI Arch II, as they prefer executing anteversion/retroversion manipulation of the uterus manually or with the Uterine Positioning System. The radial design permits easy insertion from any angle and its unique curve provides outstanding elevation for superior visualization and control.

The RUMI Arch II has a specially designed Koh-Efficient™ system enabling the physician to safely insert and correctly position the device for use. The RUMI Arch II shares the same tips as the articulating RUMI II, thereby expanding the versatility and functionality of the total RUMI II System.



RUMI Arch II is designed with our EZ load system making it simple and easy to insert into patient anatomy

Uterine Positioning System™ (UPS)



UPS provides an ideal field of view, delivers constant static pressure and frees up O.R. personnel for other tasks

Provides Hands-Free Constant Static Pressure

The Uterine Positioning System (UPS) creates exposure and static control of the anatomy during operative and diagnostic GYN laparoscopy. This table-mounted system is designed with three hydraulic joints to provide a full range of motion.

UPS is a must-have for long gynecologic procedures such as sacrocolpopexy. The UPS provides the constant static pressure that assistants are unable to maintain, thereby providing an additional margin of safety during surgical procedures.

Through reusable adaptors, UPS can be used with RUMI, RUMI Arch, RUMI II and RUMI Arch II uterine manipulators.

The RUMI II System: Outstanding Versatility For a Wide Range of Surgical Procedures

Procedure	Estimated Time	RUMI II	Arch II	Kronner	UPS Priorities	Accessories Needed
Endometriosis Excision	45 min-2 hrs.	x	x	x	Medium/High	Tip
Myomectomy	30-45 min.	x	x	x	Medium/High	Tip
Oophorectomy	30 min.	x	x	x	Low	Tip
Supracervical Laparoscopic Hysterectomy	1 hr.	x	x	—	Medium/High	Tip + Koh-Efficient
Total Laparoscopic Hysterectomy	1-1.5 hrs.	x	x	—	Medium/High	Tip + Koh-Efficient
Sacrocolpopexy	1.5-2 hrs.	x	x	—	High	Sacro Tip
Diagnostic	—	x	x	x	—	Tip

Achieve Superior Control and Ideal Visualization with the Redesigned RUMI® II System

- 2 inch longer shaft for better access
- New tips to accommodate varying patient anatomy
- Sacrocolpopexy and sacrocervicopexy tips
- New Koh-Efficient™ for easier, faster, safer TLHs
- Improved easy load of KOH Cup™ onto cervix
- Cervical Sizer to ensure the right Koh-Efficient fit
- Catheter management system

RUMI and RUMI II System Compatibility

- RUMI tips are compatible with all RUMI handles including RUMI, RUMI II, RUMI Arch® and RUMI Arch II
- The Koh-Efficient systems are unique to the RUMI II and RUMI Arch II handles. They are not compatible with the original RUMI or RUMI Arch
- The UPS has four reusable adaptors – one each that is specific to the RUMI, RUMI II, RUMI Arch and RUMI Arch II
- The original KOH Cup and Colpo-Pneumo Occluder™ system can be used with RUMI II and RUMI Arch II

Ordering Information

Code	Product	Description
Uterine Manipulator Handles		
UMH650	RUMI II Handle	(1 each)
UMH750	RUMI Arch II Handle	(1 each)
RUMI Tips		
UMY514	RUMI Tip Yellow	5.1 mm x 3.75 cm (5 per box)
UML516	RUMI Tip Lavender	5.1 mm x 6 cm (5 per box)
UMW676	RUMI Tip White	6.7 mm x 6 cm (5 per box)
UMB678	RUMI Tip Blue	6.7 mm x 8 cm (5 per box)
UMG670	RUMI Tip Green	6.7 mm x 10 cm (5 per box)
UMO672	RUMI Tip Orange	6.7 mm x 12 cm (5 per box)
SACRO-1	Sacrocolpopexy Tip - Large	(3 per box)
SACRO-1S	Sacrocolpopexy Tip - Small	(3 per box)
SACRO-1C	Sacrocervicopexy Tip - Concave Distal End	(3 per box)
Cervical Sizer		
KC-SIZER	Cervical Sizer	(1 each)
RUMI II Koh-Efficient System		
KC-RUMI-25	RUMI II / Koh-Efficient	2.5 cm (5 per box)
KC-RUMI-30	RUMI II / Koh-Efficient	3.0 cm (5 per box)
KC-RUMI-35	RUMI II / Koh-Efficient	3.5 cm (5 per box)
KC-RUMI-40	RUMI II / Koh-Efficient	4.0 cm (5 per box)
RUMI Arch II Koh-Efficient System		
KC-ARCH-25	RUMI Arch II / Koh-Efficient	2.5 cm (5 per box)
KC-ARCH-30	RUMI Arch II / Koh-Efficient	3.0 cm (5 per box)
KC-ARCH-35	RUMI Arch II / Koh-Efficient	3.5 cm (5 per box)
KC-ARCH-40	RUMI Arch II / Koh-Efficient	4.0 cm (5 per box)
Uterine Positioning System™		
371550-03	Uterine Positioning System	
53468	Adapter, RUMI II, UPS	
53469	Adapter, RUMI Arch II, UPS	
400245-01	Drape, UPS, 20/Case	
371560-01	Uterine Positioning System - Cart	

All RUMI Products are Latex Free



CooperSurgical is the leading company dedicated to providing medical devices and procedure solutions that improve health care delivery to women regardless of clinical setting. Our company is fostering that position through expansion of its core businesses and introduction of advanced technology-based products, which aid clinicians in the management and treatment of commonly seen conditions.

Find out how The RUMI II System can benefit your practice... and your patients. Call 800.243.2974 or visit www.coopersurgical.com.

203.601.5200 | coopersurgical.com | 95 Corporate Drive | Trumbull, CT 06611